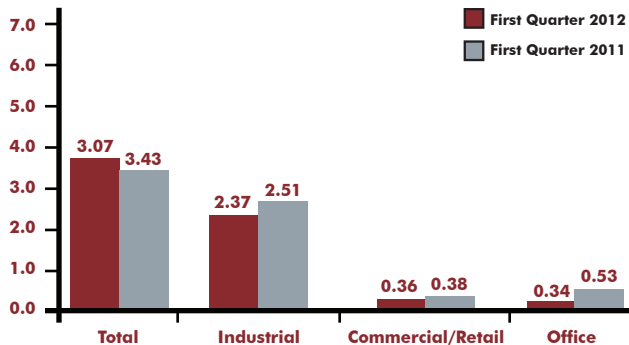




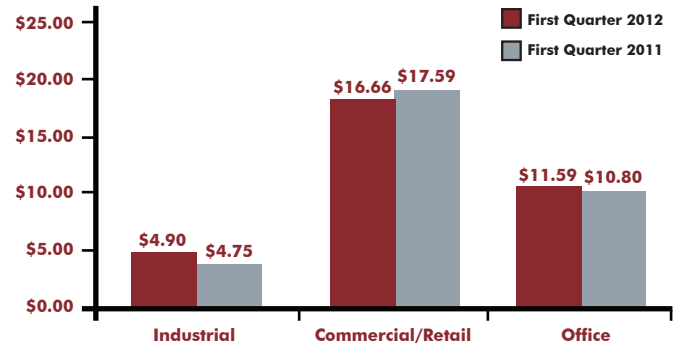
Commercial Real Estate Update With AZCOM Commercial First Quarter 2012

Total Leasing Activity* (Millions of Square Feet Leased)



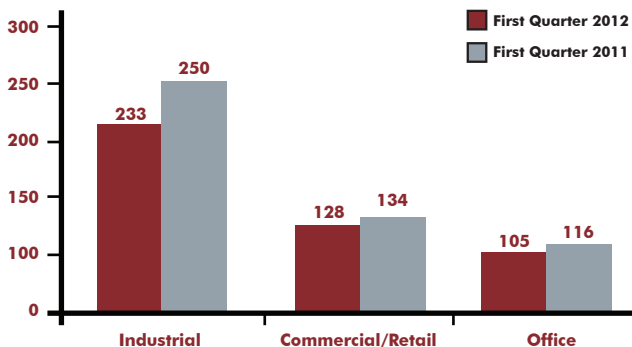
*NOTE: This chart summarizes total industrial, commercial/retail and office square feet leased through TorontoMLS® regardless of pricing terms.

Average Lease Rates* (\$/Sq.Ft. Net)



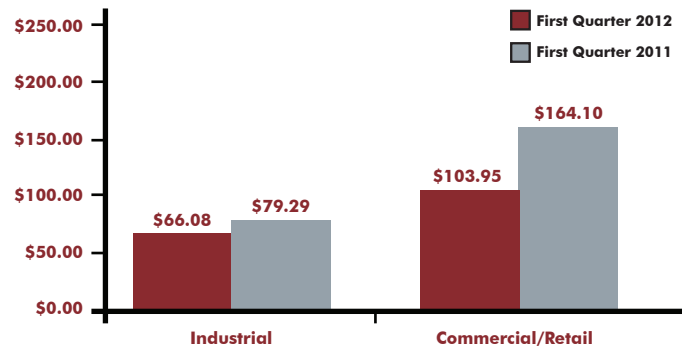
*NOTE: Average lease rates on TorontoMLS® are reported only for those properties sold on a per square foot net basis and for which the selling price was disclosed.

Total Sales Activity* (Number of Sales)



*NOTE: This chart summarizes total industrial and commercial/retail sales through TorontoMLS® regardless of pricing terms.

Average Sale Price* (\$/Sq. Ft.)



*NOTE: Average sale prices on TorontoMLS® are reported only for those properties for which the selling price was disclosed.

Source: TREB Market Watch; Commercial Facts

Land statistics vary tremendously thus for detailed land statistics or for more intensive information regarding the above basic figures and/or all your commercial real estate requirements kindly contact:

Jennifer Azzopardi Dip.M.; A.C.I.I. – Broker of Record



AZCOM Commercial Real Estate Brokerage Inc.
Commercial Real Estate Brokerage

**1432 Mayors Manor, Oakville Ontario L6M 3A6 Canada
Tel 905 847 1271 Fax 905 847 7693
Email: jennifer@azcomcommercial.com
Web: www.azcomcommercial.com**